

Reducing Student Absences at Scale

Todd Rogers

Harvard Kennedy School, Harvard University

Avi Feller

Goldman School of Public Policy, University of California, Berkeley

*February 29, 2016*

*WORKING PAPER DRAFT.*

*For Supplemental Online Materials, see here:*

<https://www.dropbox.com/s/e1s2p57vpvpm847/SOM.all.docx?dl=0>

*Acknowledgements: We thank The Pershing Square Venture Fund for Research on the Foundations of Human Behavior and the Mid-Atlantic Regional Education Laboratory for financial support of this project. We thank Tonya Wolford, Adrienne Reitano, and William Hite of School District of Philadelphia for collaboration.*

ABSTRACT

Student attendance is critical to educational success, and is increasingly the focus of educators, researchers, and policymakers. We report the first randomized experiment examining interventions targeting student absenteeism (N=28,080). Parents of high-risk, K-12 students received one of three personalized information treatments throughout the school year. The most effective versions reduced chronic absenteeism by 10%, partly by correcting parents' misbeliefs about their students' total absences. The intervention reduced student absences comparably across all grade levels, and reduced absences among untreated cohabiting students in treated households. This intervention is easy to scale and is twenty times more cost effective than current best practices. Educational interventions that inform and empower parents, like those reported here, can complement more intensive student-focused absenteeism interventions.

Parents<sup>1</sup> of low-income and minority students are often viewed as a contributing cause of student failure (1,2). We argue that this “deficit” view of parents hinders educational innovation, especially for K-12 students. An “asset” view of parents instead unlocks new interventions that empower parents as partners in improving student outcomes (3–5). In this manuscript, we report a large-scale randomized experiment evaluating a policy innovation focused on empowering parents to improve a critical educational input: student absenteeism.

Student absenteeism in the United States is astonishingly high. Among US public school students, over 10 percent—roughly 5 million students—are chronically absent each year (defined as missing 18 or more days of school) (6). The rate triples in low-income, urban districts. And chronic absenteeism matters. For students, absences robustly predict academic performance (7–9), high school graduation (10), drug and alcohol use (11), and crime (12, 13). For schools and districts, student absenteeism is often a key performance metric, and, in many states, is tied directly to school funding (14). Policymakers have recently redoubled their efforts to reduce absences, such as in the newly enacted *Every Student Succeeds Act* (PL 114-95) and in a recent Obama Administration initiative that aims to reduce chronic absenteeism by ten percent each year (15). Meeting goals like this will be challenging, however. Existing best practices, such as assigning students school-based mentors or social workers, are difficult to scale (16).

Although absenteeism is a significant problem in the US, we report the first randomized controlled experiment examining an intervention aimed at reducing it. This intervention delivered targeted information to parents of at-risk students through several mail-based messages (N=28,080). The most effective version reduced total absences by 6% and chronic absenteeism by over 10% relative to a control group. The approach is extremely cost-effective, costing around \$5 per additional day of student attendance—more than an order of magnitude more cost-effective than the current best-practice intervention (16). It is also particularly easy to scale with fidelity (17).

This intervention is motivated by the question of whether parents’ misbeliefs about absences are a contributing factor to poor student attendance. Typically, correcting misbeliefs also changes behavior (18–20). Sometimes, however, it is not possible to correct misbeliefs (21); nor does correcting misbeliefs necessarily change behavior (22). For example, communications aimed at correcting parents’ mistaken belief about the causal link between vaccinations and autism succeeded in correcting the belief, but did not increase motivation to vaccinate their children (23). We focus on two mistaken beliefs held by parents of high-absence students (24, 25). First, these parents severely underestimate their students’ *total absences*. A pilot survey of parents of high-absence students shows that parents underestimated their own students’ absences by a factor of 2 (9.6 estimated vs. 17.8 actual). Second, parents of high-absence students are largely unaware of their students’ *relative absences* compared to other students in the same school and grade (“classmates”). In the same pilot survey, only 28% accurately reported that their students had missed more school than their classmates.

Our main analysis sample consists of 28,080 households across 203 schools. Households were included in the experiment if their students were enrolled in non-charter, non-specialized

---

<sup>1</sup> We use the term “parent” to represent caregivers who are students’ legal guardians, recognizing the diversity of family structures.

schools, were not included in the pilot study of this experiment, were not flagged as homeless or with an Individual Education Plan, did not have a home language other than that of the mailed consent form, did not have perfect attendance, did not have inordinately high levels of absences (2 standard deviations above the mean), and did not have more than seven eligible students in the same household (see SOM, Table S1). In households with multiple qualifying students (19%), we randomly selected one student to be the target student. Finally, we excluded 1% of students who transferred outside the district during the experiment (i.e., a complete-case analysis), since attrition rates were very low and did not differ across conditions ( $\chi^2$   $p=0.75$ ). The final student sample is 53% African American, 20% Hispanic, 52% female, 28% in high school, and 74% free or reduced-price lunch qualified. See SOM.

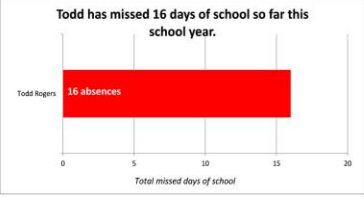
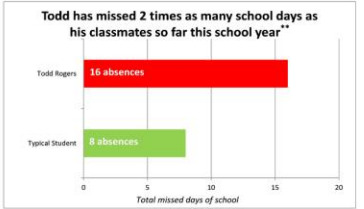
We randomly assigned households in equal numbers to a control group or to one of three treatment regimes, with randomization stratified by school, grade, and prior-year absences (see SOM). Random assignment was balanced across covariates (see SOM). Households assigned to control received no additional contact beyond normal school communications (e.g., report cards, school announcements, parent-teacher conferences; see SOM). Households assigned to treatment received up to five rounds of treatment mail throughout the school year. All treatments within each round were sent on the same day and have the same overall appearance; the treatments differed only in their content, with each successive treatment adding an additional piece of information. See Figure 1. Treatments in the *Reminder* regime reminded parents of the importance of absences and of their ability to influence them. Treatments in the *Total Absences* regime added information about students' total absences. Treatments in the *Relative Absences* regime further added information about the modal number of absences among target students' classmates. Data reported in the first treatment, mailed 10/2014, reflected absences from the previous school year. Data reported in the remaining treatments, mailed 1/2015–5/2015, reflected current-year absences. The total cost of the treatment was around \$5.50 per household for production and labor.

*Figure 1.*

Reminder

Total Absences

Relative Absences

<p style="text-align: center;"><b>ABSENCES MATTER AND YOU CAN HELP</b></p> <p style="text-align: right;">February 2015</p> <p>Dear Parent/Guardian of Todd Rogers,</p> <p>Students fall behind when they miss school—whether students are absent for excuse or unexcused reasons.</p> <p>You can have a big effect on Todd's absences going forward – and we appreciate your help.</p> <p>Sincerely, William R. Hite, Jr., Ed.D. Superintendent The School District of Philadelphia</p>	<p style="text-align: center;"><b>ABSENCES MATTER AND YOU CAN HELP</b></p> <p style="text-align: right;">February 2015</p> <p>Dear Parent/Guardian of Todd Rogers,</p> <p>Todd has been absent 16 days this school year.</p> <p>Students fall behind when they miss school—whether students are absent for excused or unexcused reasons.</p> <p>You can have a big effect on Angelina's absences going forward—and we appreciate your help.</p> <p>Sincerely, William R. Hite, Jr., Ed.D. Superintendent The School District of Philadelphia</p>	<p style="text-align: center;"><b>ABSENCES MATTER AND YOU CAN HELP</b></p> <p style="text-align: right;">February 2015</p> <p>Dear Parent/Guardian of Todd Rogers,</p> <p>Todd has missed more school than his classmates.</p> <p>Todd was absent 16 days so far this school year.</p> <p>Students fall behind when they miss school—whether students are absent for excused or unexcused reasons.</p> <p>You can have a big effect on Todd's absences going forward—and we appreciated your help.</p> <p>Sincerely, William R. Hite, Jr., Ed.D. Superintendent The School District of Philadelphia</p>
<p style="text-align: center;"><b>We appreciate your help</b></p> <p><small>**This card is part of the XYZ Attendance Project, which aims to increase awareness about the importance of attendance. This is a follow-up to cards we sent earlier in the year. If you have questions, or you do not want to receive future cards, please call (PHONE), email (EMAIL), or visit www.XYZattendanceproject.org. Please be sure to provide the following code: [UNIQUE CODE]. If you received this card in error or have already opted out of receiving these cards, please disregard this one. We apologize for the inconvenience.</small></p>	<p style="text-align: center;"><b>Todd has missed 16 days of school so far this school year.</b></p>  <p><small>**This card is part of the XYZ Attendance Project, which aims to increase awareness about the importance of attendance. This is a follow-up to cards we sent earlier in the year. The number of absences listed above includes excused and unexcused absences as of 2/24/15. If you have questions, or you do not want to receive future cards, please call (PHONE), email (EMAIL), or visit www.XYZattendanceproject.org. Please be sure to provide the following code: [UNIQUE CODE]. If you received this card in error or have already opted out of receiving these cards, please disregard this one. We apologize for the inconvenience.</small></p>	<p style="text-align: center;"><b>Todd has missed 2 times as many school days as his classmates so far this school year**</b></p>  <p><small>**Todd's absences are compared to the typical number of absences among his classmates in 1<sup>st</sup> grade at PPS School.</small></p> <p><small>**This card is part of the XYZ Attendance Project, which aims to increase awareness about the importance of attendance. This is a follow-up to cards we sent earlier in the year. The number of absences listed above includes excused and unexcused absences as of 2/24/15. If you have questions, or you do not want to receive future cards, please call (PHONE), email (EMAIL), or visit www.XYZattendanceproject.org. Please be sure to provide the following code: [UNIQUE CODE]. If you received this card in error or have already opted out of receiving these cards, please disregard this one. We apologize for the inconvenience.</small></p>

Not all parents assigned to the treatment regimes received all five treatment mailings. First, we were unable to send treatments to parents who moved during the school year without leaving valid forwarding information. Second, when student absences were especially low – either overall or compared to their classmates – parents received the most informative treatment the district permitted for that round (see SOM). On average, we sent treatment regime households 4.2 mailings over the school year (*Reminder*=4.24; *Total Absences*=4.21; *Relative Absences*=4.18). We therefore base our analysis on random assignment to treatment regime (i.e., Intent-to-Treat), rather than on treatment rounds received. See SOM, which provides extensive detail on analyses reported below, and registered pre-analysis plan (#AEARCTR-0000829, [www.socialscienceregistry.org](http://www.socialscienceregistry.org)). The SOM also reports a complete pilot study that replicates the results reported in this manuscript.

The primary outcome is total number of absences from the date of the first mailing through the end of the school year. This outcome includes both excused and unexcused absences; the results are consistent examining these outcomes separately. We assess the impact of random assignment on student attendance in two ways. First, we use Fisher Randomization Tests (FRT) to obtain exact p-values for the sharp null hypothesis of no impact (26). Second, we use linear regression to estimate the Average Treatment Effects (ATE) of random assignment to each treatment regime, with covariate adjustment for student-level demographics and prior absences as well as the student’s school and grade.

Random assignment to treatment significantly reduced student absences relative to the Control group (joint FRT  $p < 0.001$ ). Students in the Control group were absent 17.0 days on average (all means regression-adjusted; SE=0.1 days); students in the *Reminder* regime were absent 16.4 days on average (SE=0.1 days); students in the *Total Absences* regime were absent

16.0 days on average (SE=0.1 days); and students in the *Relative Absences* regime were absent 15.9 days on average (SE=0.1 days). Therefore, the ATE for the *Reminder* regime relative to the Control group is -0.6 days (FRT  $p < 0.001$ ). Adding absolute absences information nearly doubled this effect: the ATE for the *Total Absences* regime relative to the Control group is -1.1 days (FRT  $p < 0.001$ ; ATE=-0.4 days relative to the *Reminder* regime, FRT  $p < 0.001$ ). However, adding relative absences information did not affect student absences: absences among those in the *Relative Absences* regime were nearly identical to those in the *Total Absences* regime (ATE=0.0 days compared to *Total Absences*, FRT  $p = 0.19$ ). See Figure 2. We find a similar pattern for chronic absenteeism: 36.0% of students in the Control group are chronically absent (SE=0.5pp), compared to 33.0% in the *Reminder* regime (SE=0.5pp; ATE=-8.4%), 32.4% in the *Total Absences* regime (SE=0.5pp; ATE=-10.0%), and 31.9% in the *Relative Absences* regime (SE=0.5pp; ATE=-11.5%).

We used the fact that the focal student was randomly assigned to assess spillover in households with two or more qualifying students (N=5,185). Among non-focal students in households in the *Reminder* regime, there was no evidence of spillover effects (ATE=0.0 days; SE=0.4 days). Among non-focal students in households in the *Total Absences* and *Relative Absences* regimes, spillover effects were nearly as large as the effects for focal students (*Total Absences*: ATE=-1.0 days, SE=0.4 days; *Relative Absences*: ATE=-1.0 days, SE=0.4 days).

Daily attendance data allowed us to examine the impact over time. Across all three treatment regimes, the impact was roughly twice as large in the week immediately following delivery of each treatment round compared to the two subsequent weeks (*Reminder*: 0.14 v. 0.07 days/week,  $p = 0.006$ ; *Total Absences*: 0.14 v. 0.05 days/week,  $p < 0.001$ ; *Relative Absences*: 0.17 v. 0.11 days/week,  $p = 0.015$ ; all comparisons versus Control). This action-and-backsliding pattern is similar to that observed in other repeated, personalized interventions (27).

We found no evidence of meaningful treatment effect variation by student grade-level. This suggests that the treatment effect does not result from informing parents that their students have been cutting school. After all, 18 year-old seniors in high school are far more likely to covertly cut school than 7 year-old first graders, yet both age groups show comparable effect sizes. We found no evidence of meaningful treatment effect variation by gender, race, or by total absences in the previous school year. Additionally, we found no significant effect on end-of-year standardized test scores for students in grades 4 through 8 (for pooled treatments, Math ATE=-0.001 SD, SE=0.012 SD; Reading ATE=-0.015 SD, SE=0.012 SD). For this group, the pooled impact on attendance through the test date was 0.6 days (SE=0.1 days).

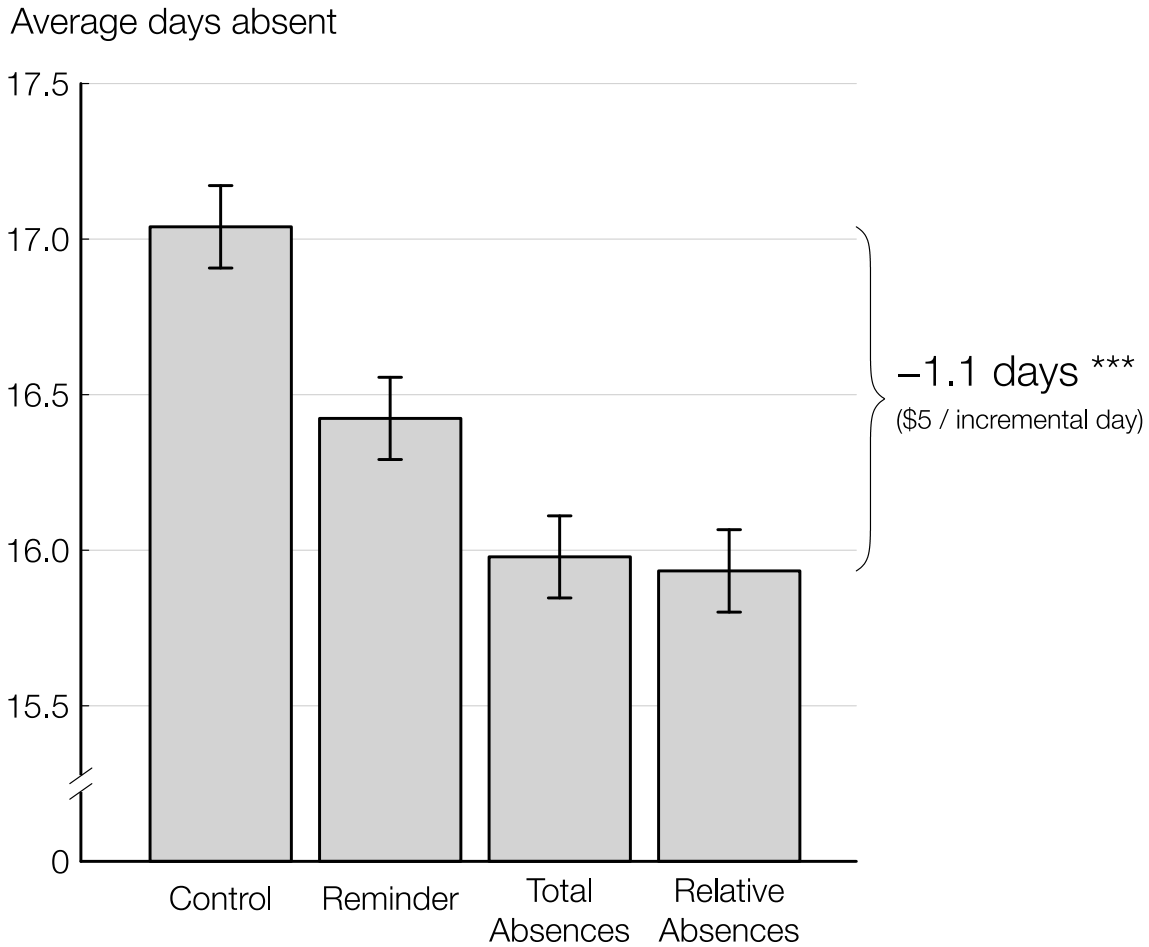


Figure 2. Absences by treatment regime. Regression-adjusted means and standard errors; error bars +/-1 SE; joint FRT p-value for the null hypothesis of no impact is  $p < 0.001$ .

At the end of the school year, we surveyed parents to assess whether treatment regimes also affected parent misbeliefs (survey N=1,268). The survey confirmed that parents actually remembered the treatments: 57% (SE=2pp) in the three treatment regimes recalled receiving the treatments compared to 26% (SE=3pp) in Control ( $p < 0.001$ ). The survey also showed that the *Reminder* regime did not change parents’ reports of the importance of absences or parents’ role in reducing absences. This suggests that the *Reminder* treatments primarily focused parents’ attention on absences (28), but did not affect their relevant beliefs; parents’ attitudes about attendance across seven questions did not differ across conditions (F-test  $p = 0.48$ ).

We then examined whether informing parents of their students’ total number of absences corrected parents’ misbeliefs about these absences. Parents’ misbelief was calculated as the difference between parents’ self-reported absences and their students’ actual absences (this pattern holds across different measures of misbelief). See Figure 3. Informing parents of their students’ total absences indeed corrects this misbelief: parents in Control and the *Reminder* regime under-reported their students’ absences by 6.1 days (SE=0.6 days), roughly 50% more

than parents in the *Total Absences* and *Relative Absences* regime (2.8 days; SE=0.6 days; ATE=-3.2; SE=0.9). Adding total absences information to the treatments corrected parents' misbeliefs and reduced absences, suggesting that parents' misbeliefs about their students' total absences inhibits parents from reducing actual student absences. It also suggests that parents think being absent on any given day is of greater negative impact to students' education when they believe students have had more total absences than when they think students have had fewer total absences. In other words, parents appear to believe that each additional absence has increasing marginal cost. See SOM for a supplemental survey experiment that provides evidence supporting this conclusion.

Finally, we assessed whether providing parents with information about typical absences corrected parents' misbeliefs about their students' relative absences. This misbelief was calculated by asking parents of high-absence students whether their students were absent "more," "about the same," or "fewer" days than their students' typical classmates (this pattern holds across different measures of misbelief). Among parents of high-absence students in *Control*, the *Reminder* regime, and the *Total Absences* regime, 9.2% (SE=1pp) responded correctly, compared to 16.2% (SE=2pp) among parents in the *Relative Absences* regime [ATE=7.1pp, p=0.001]. See Figure 3. Adding relative absences information to the treatments corrected parents' misbeliefs, but did not affect absences. This suggests that parents' misbeliefs about their students' relative absences does not inhibit parents from reducing actual student absences. This finding is particularly surprising given the behavioral impact of relative comparisons in other domains (27, 29–31). There are many possible reasons correcting beliefs about relative absences did not result in reduced absences. For example, perhaps the average gap between students' actual absences and their peers' absences was so large that it discouraged parents (32). Or, perhaps relative comparisons tend to be less motivating in domains that are especially identity-central (e.g., parental support of education) because they elicit especially strong counterarguing and rationalization. We hope future research will help explain why correcting misbeliefs about relative absences does not motivate parents to reduce absences.



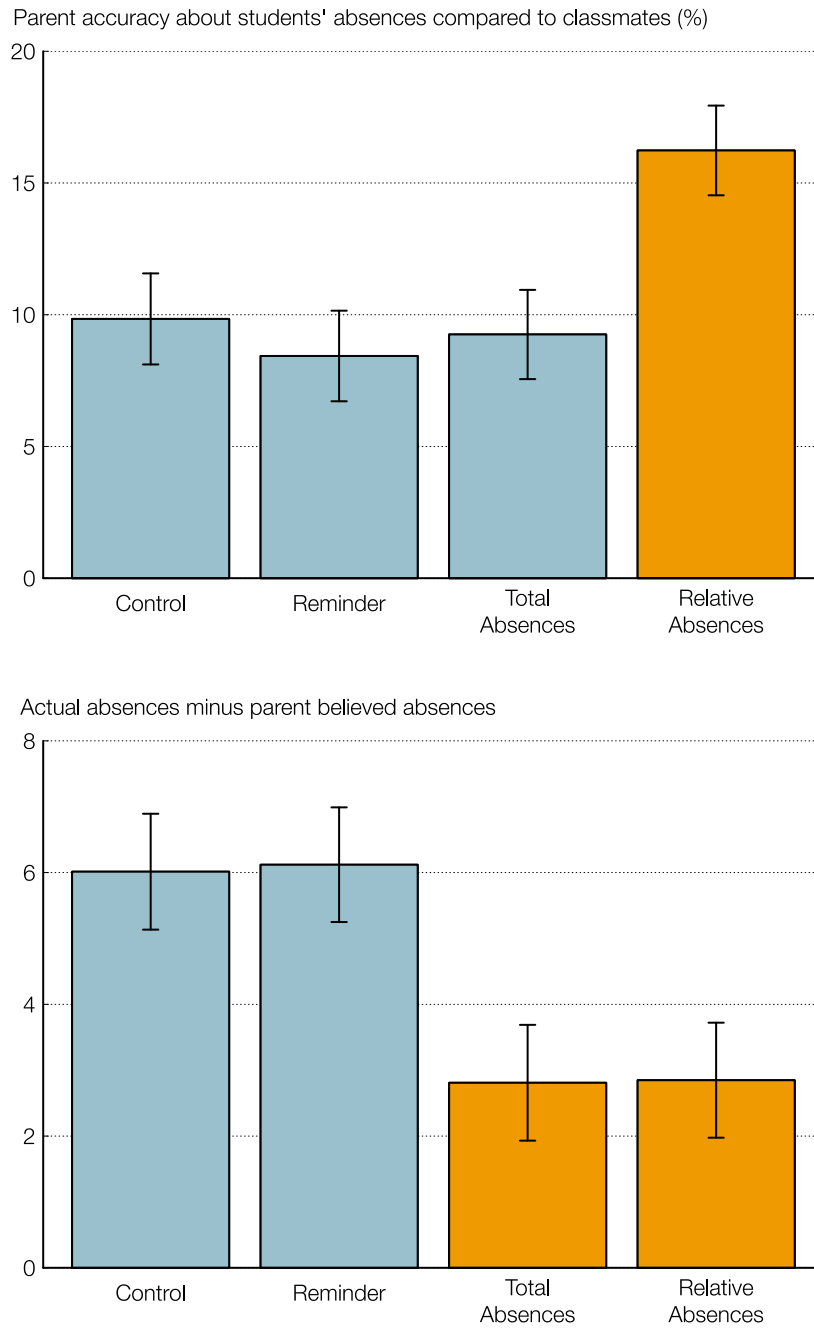


Figure 3. Treatments corrected parent misbeliefs. Regression-adjusted means and standard errors based on end-of-experiment survey responses; error bars +/-1 SE; orange bars represent treatment regimes that included the relevant information

Missing school negatively affects student, school, and district success. The intervention reported here is both highly scalable and extremely cost-effective at reducing at-risk students' absences, costing ~\$5 per incremental school day generated. Current best practices like absence-focused social workers and mentors can cost over \$120 per incremental school day generated (see SOM). Nonetheless, this mail-based intervention is not a substitute for these more intensive approaches that address the deep personal and structural challenges facing students, families, and communities – after all, this intervention reduces chronic absenteeism around 10%. By harnessing the intervention we report, schools can better target educational resources and personnel toward difficult absenteeism challenges that require more active involvement. Interventions that empower and invest in parents as assets, like the one reported here, may be particularly cost effective because they have been relatively underdeveloped.

### References

1. R. R. Valencia, *The Evolution of Deficit Thinking: Educational Thought and Practice* (RoutledgeFalmer, 1997).
2. K. Robinson, A. Harris, *The Broken Compass* (Harvard University Press, 2014).
3. A. T. Henderson, K. L. Mapp, *A New Wave of Evidence: The Impact of School, Family, and Community Connections on Student Achievement. Annual Synthesis 2002* (National Center for Family and Community Connections with Schools, 2002; <http://eric.ed.gov/?id=ED536946>).
4. P. Bergman, “Parent-child information frictions and human capital investment: Evidence from a field experiment” (Working paper, 2014), (available at <http://www.columbia.edu/~psb2101/BergmanSubmission.pdf>).
5. W. Dobbie, R. G. Fryer Jr, “The medium-term impacts of high-achieving charter schools on non-test score outcomes” (National Bureau of Economic Research, 2013), (available at <http://www.nber.org/papers/w19581>).
6. R. Balfanz, V. Byrnes, The Importance of Being There: A report on absenteeism in the nation’s public schools. *Baltim. MD Johns Hopkins Univesrity Sch. Educ. Everyone Grad. Cent. Get Sch.*, 1–46 (2012).
7. M. A. Gottfried, Evaluating the relationship between student attendance and achievement in urban elementary and middle schools: An instrumental variables approach. *Am. Educ. Res. J.* **47**, 434–465 (2010).
8. E. M. Allensworth, J. Q. Easton, What matters for staying on track and graduating in Chicago Public High Schools. *Chic. IL Consort. Chic. Sch. Res. Retrieved Dec. 17, 2007* (2007).
9. J. Goodman, “Flaking out: Student absences and snow days as disruptions of instructional time” (National Bureau of Economic Research, 2014), (available at <http://www.nber.org/papers/w20221>).
10. V. Byrnes, R. Reyna, “Summary of state level analysis of early warning indicators” (Everyone Graduates Center, Baltimore, MD).
11. K. L. Henry, T. P. Thornberry, Truancy and escalation of substance use during adolescence. *J. Stud. Alcohol Drugs.* **71**, 115–124 (2010).
12. M. L. Baker, J. N. Sigmon, M. E. Nugent, Truancy reduction: Keeping students in school. *Juvenile Justice Bulletin.* (2001) (available at <http://eric.ed.gov/?id=ED468296>).
13. B. Jacob, L. Lefgren, “Are idle hands the devil’s workshop? Incapacitation, concentration and juvenile crime” (w9653, National Bureau of Economic Research, Cambridge, MA, 2003), (available at <http://www.nber.org/papers/w9653.pdf>).

14. T. L. Ely, M. L. Fermanich, Learning to count: School finance formula count methods and attendance-related student outcomes. *J. Educ. Finance*. **38**, 343–369 (2013).
15. L. Lynch, S. Burwell, J. Castro, A. Duncan, Joint letter on chronic absenteeism (2015), (available at <http://www2.ed.gov/policy/elsec/guid/secletter/151007.html>).
16. R. Balfanz, V. Byrnes, Meeting the challenge of combating chronic absenteeism. *Everyone Grad. Cent. Johns Hopkins Univ. Sch. Educ.* (2013) (available at [http://solaris.techlab360.org/sites/default/files/document\\_library/NYC-Chronic-Absenteeism-Impact-Report%20\(1\).pdf](http://solaris.techlab360.org/sites/default/files/document_library/NYC-Chronic-Absenteeism-Impact-Report%20(1).pdf)).
17. C. L. O’Donnell, Defining, conceptualizing, and measuring fidelity of implementation and its relationship to outcomes in K-12 curriculum intervention research. *Rev. Educ. Res.* **78**, 33–84 (2008).
18. M. D. Grubb, M. Osborne, Cellular service demand: Biased beliefs, learning, and bill shock. *Am. Econ. Rev.* **105**, 234–271 (2015).
19. J. Hattie, H. Timperley, The power of feedback. *Rev. Educ. Res.* **77**, 81–112 (2007).
20. C. Hoxby, S. Turner, Expanding college opportunities: Intervention yields strong returns for low-income high-achievers. *Educ. Next*. **13**, 66 (2013).
21. B. Nyhan, J. Reifler, When corrections fail: The persistence of political misperceptions. *Polit. Behav.* **32**, 303–330 (2010).
22. S. Lewandowsky, U. K. H. Ecker, C. M. Seifert, N. Schwarz, J. Cook, Misinformation and its correction: Continued influence and successful debiasing. *Psychol. Sci. Public Interest*. **13**, 106–131 (2012).
23. B. Nyhan, J. Reifler, S. Richey, G. L. Freed, Effective messages in vaccine promotion: A randomized trial. *PEDIATRICS*. **133**, e835–e842 (2014).
24. N. L. Maxwell, J. S. Lopus, The Lake Wobegon effect in student self-reported data. *Am. Econ. Rev.*, 201–205 (1994).
25. D. A. Harrison, M. A. Shaffer, Comparative examinations of self-reports and perceived absenteeism norms: Wading through Lake Wobegon. *J. Appl. Psychol.* **79**, 240–251 (1994).
26. P. R. Rosenbaum, Interference between units in randomized experiments. *J. Am. Stat. Assoc.* **102**, 191–200 (2007).
27. H. Allcott, T. Rogers, The short-run and long-run effects of behavioral interventions: Experimental evidence from energy conservation. *Am. Econ. Rev.* **104**, 3003–3037 (2014).
28. D. Karlan, M. McConnell, S. Mullainathan, J. Zinman, “Getting to the top of mind: How reminders increase saving” (National Bureau of Economic Research, 2010), (available at <http://www.nber.org/papers/w16205>).

29. P. W. Schultz, J. M. Nolan, R. B. Cialdini, N. J. Goldstein, V. Griskevicius, The constructive, destructive, and reconstructive power of social norms. *Psychol. Sci.* **18**, 429–434 (2007).
30. A. S. Gerber, T. Rogers, Descriptive social norms and motivation to vote: Everybody's voting and so should you. *J. Polit.* **71**, 178 (2009).
31. J. Beshears, J. J. Choi, D. Laibson, B. C. Madrian, K. L. Milkman, The effect of providing peer information on retirement savings decisions: Peer information and retirement savings decisions. *J. Finance.* **70**, 1161–1201 (2015).
32. T. Rogers, A. Feller, Discouraged by Peer Excellence: Exposure to Exemplary Peer Performance Causes Quitting. *Psychol. Sci.* DOI: 10.1177/0956797615623770 (2016).