

Journal of Consulting and Clinical Psychology

Single-Session Digital Intervention for Adolescent Depression, Anxiety, and Well-Being: Outcomes of a Randomized Controlled Trial With Kenyan Adolescents

Tom L. Osborn, Micaela Rodriguez, Akash R. Wasil, Katherine E. Venturo-Conerly, Jenny Gan, Rediet G. Alemu, Elizabeth Roe, Susana Arango G., Benny H. Otieno, Christine M. Wasanga, Rebecca Shingleton, and John R. Weisz

Online First Publication, May 11, 2020. <http://dx.doi.org/10.1037/ccp0000505>

CITATION

Osborn, T. L., Rodriguez, M., Wasil, A. R., Venturo-Conerly, K. E., Gan, J., Alemu, R. G., Roe, E., Arango G., S., Otieno, B. H., Wasanga, C. M., Shingleton, R., & Weisz, J. R. (2020, May 11). Single-Session Digital Intervention for Adolescent Depression, Anxiety, and Well-Being: Outcomes of a Randomized Controlled Trial With Kenyan Adolescents. *Journal of Consulting and Clinical Psychology*. Advance online publication. <http://dx.doi.org/10.1037/ccp0000505>

Single-Session Digital Intervention for Adolescent Depression, Anxiety, and Well-Being: Outcomes of a Randomized Controlled Trial With Kenyan Adolescents

Tom L. Osborn

Harvard University and Shamiri Institute, Nairobi, Kenya

Micaela Rodriguez

Harvard University

Akash R. Wasil

University of Pennsylvania

Katherine E. Venturo-Conerly

Harvard University and Shamiri Institute, Nairobi, Kenya

Jenny Gan, Rediet G. Alemu, Elizabeth Roe,
and Susana Arango G.
Harvard University

Benny H. Otieno
Shamiri Institute, Nairobi, Kenya

Christine M. Wasanga
Kenyatta University

Rebecca Shingleton and John R. Weisz
Harvard University






Background: Adolescent depression and anxiety symptoms are prevalent in sub-Saharan African countries, yet treatment options are scarce, and stigma limits help-seeking. Brief, computerized single-session interventions (SSIs) that contain empirically supported stigma-reducing elements may help expand access to treatment. We developed and evaluated such an intervention for Kenyan adolescents. **Method:** High school students ($N = 103$, age 13–18) were randomized to a digital SSI Shamiri-Digital (*Shamiri* means “thrive” in Kiswahili) or a study-skills control intervention. Shamiri-Digital consisted of reading and writing activities about 3 concepts: growth mindset, gratitude, and value affirmation. Both Shamiri-Digital and the study-skills control condition were delivered electronically in schools. **Results:** Compared to the control, Shamiri-Digital produced a greater reduction in adolescent depressive symptoms in both the full sample ($p = .028$, $d = 0.50$) and a subsample of youths with moderate to severe depression symptoms ($p = .010$, $d = 0.83$) from baseline to 2-week follow-up. The effects exceed the mean effects reported in meta-analyses of full-length, face-to-face psychotherapy for youth depression. There were no significant effects on anxiety symptoms, well-being, or happiness. **Conclusion:** This is the first report that a brief, computerized SSI may reduce depressive symptoms in adolescents in sub-Saharan Africa. Replication trials with extended follow-ups will help gauge the strength and durability of these effects.

What is the public health significance of this article?

This study provides evidence that a brief, single-session positive-psychology intervention may help reduce the depressive symptoms of adolescents living in sub-Saharan Africa, where there are few mental health professionals and stigma limits help-seeking.

Keywords: depression, adolescents, global mental health, digital mental health, sub-Saharan Africa

Supplemental materials: <http://dx.doi.org/10.1037/ccp0000505.supp>

 Tom L. Osborn, Department of Psychology, Harvard University, and Shamiri Institute, Nairobi, Kenya; Micaela Rodriguez, Department of Psychology, Harvard University;  Akash R. Wasil, Department of Psychology, University of Pennsylvania;  Katherine E. Venturo-Conerly, Department of Psychology, Harvard University, and Shamiri Institute; Jenny Gan, Rediet G. Alemu, Elizabeth Roe, and Susana Arango G., Department of Psychology, Harvard University; Benny H. Otieno, Shamiri Institute;  Christine M. Wasanga, Department of Psychology, Kenyatta University;  Rebecca

Shingleton and John R. Weisz, Department of Psychology, Harvard University.

Study activities were funded by the Shamiri Institute. Ethics approval was granted by the Maseno University Ethics Review Committee. We are grateful to Mr. Dennis Mureithi, the dean of studies at the school where we worked in Nairobi, Kenya.

Correspondence concerning this article should be addressed to Tom L. Osborn, Department of Psychology, Harvard University, 350 Eliot House Mail Center, Cambridge, MA 02138. E-mail: tomleosborn@gmail.com

Adolescent depression and anxiety symptoms are prevalent worldwide (Patel & Stein, 2015), contributing an estimated 45% of the overall burden of disease in youths ages 15–19 (“Youth Mental Health Need for Intervention,” 2017). Youths in low-income environments, such as sub-Saharan Africa (SSA), are especially vulnerable to these syndromes. In Kenya, for example, studies have found high rates of depressive and anxiety symptoms in adolescents. One study found that 43.70% of school-going youths reported elevated depressive symptoms (Ndeti et al., 2008), and another found the prevalence of elevated depressive symptoms to be 26.40% (Khasakhala, Ndeti, Mutiso, Mwayo, & Mathai, 2012). A recent study using standardized depression and anxiety measures (Kroenke & Spitzer, 2002; Kroenke et al., 2009; Spitzer, Kroenke, Williams, & Löwe, 2006) with school-attending adolescents in Kenya found that 45.90% exceeded established cutoffs for moderate or severe depression, and 37.99% exceeded cutoffs for moderate or severe anxiety (Osborn, Venturo-Conerly, Wasil, Schleider, & Weisz, 2020). As is often true in epidemiological research, there are cross-study differences regarding the exact prevalence of depressive and anxiety symptoms in Kenyan youths—perhaps due in part to differences in the regions studied, sampling procedures, and measures used—but the studies rather consistently report substantial symptom levels. Investigators have suggested that elevated depression symptoms may reflect in part the financial and social stresses faced by low-income, low-resource families (Osborn, Venturo-Conerly, et al., 2020). Others have suggested that elevated anxiety symptoms may relate partially to the pressure Kenyan students face to succeed in their schoolwork; families sacrifice to pay school fees, and a do-or-die mentality is associated with exam success, upon which further education and career opportunities hinge (e.g., Yara & Wanjohi, 2011).

Many Kenyan youths lack access to effective treatment for their mental health problems. Because most evidence-based therapies are multisession, multimonth treatments delivered by trained professionals (Weisz & Kazdin, 2017), they are not very accessible to youths in low-income countries that have few trained providers (World Health Organization [WHO], 2018). In addition, the social stigma surrounding mental health problems in Kenya—for example, seeing mental health problems as weakness or as evidence of being bewitched by demons—inhibits help-seeking (Getanda, Papadopoulos, & Evans, 2015; Ndeti et al., 2016).

Where such barriers to mental health care exist, alternative forms of intervention may be needed. One option may be computerized interventions that can be self-administered, with content designed to be as stigma-free as possible. Such digital self-help interventions may be particularly useful in low-resource contexts such as Kenya because they can be made readily accessible at low cost, need not require trained professionals (Rochlen, Zack, & Speyer, 2004), and may be designed to confer less stigma than traditional mental health services (Muñoz, 2010). Research on the efficacy of computerized interventions in reducing depression and anxiety symptoms has shown small to medium short-term reductions in these symptoms in general populations (Deady et al., 2017) and in youths (Andrews et al., 2018). The great majority of this work has been conducted in Western countries, but new efforts are under way in non-Western countries, such as India (Michelson et al., 2019; Wasil et al., 2020).

Similarly, interventions that focus on positive human attributes, instead of invoking psychopathology, may circumvent existing societal stigma around mental illness and help-seeking (Osborn, Wasil, Venturo-Conerly, Schleider, & Weisz, 2019; Schleider, Mullarkey, & Chacko, 2020). Some of these interventions are referred to as “wise interventions,” interventions that focus on a single belief, skill, or concept (Walton & Wilson, 2018). Some reflect positive-psychology concepts, whereas some resemble core components of traditional evidence-based psychotherapies. They differ from psychotherapy, however, in their broad emphasis on adaptive human characteristics rather than on mental disorders or the treatment thereof. Some of these have been incorporated within single-session interventions (SSIs; Schleider et al., 2020; Schleider & Weisz, 2017). One strength of SSIs is their ability to circumvent the high attrition often seen in multisession interventions (Grime, 2004), and this could make them particularly well suited to SSA countries, where multiple sessions might be difficult logistically. There is some evidence from individual studies that brief interventions focused on positive human attributes (e.g., growth mindset) can be effective in reducing the symptoms of anxiety and depression (e.g., Miu & Yeager, 2015; Schleider & Weisz, 2018); meta-analytic evidence (Schleider & Weisz, 2017) has pointed to beneficial effects of SSIs on youth anxiety symptoms ($g = .58$), although effects on youth depression symptoms ($g = .21$) have been nonsignificant and require further investigation (Schleider & Weisz, 2017).

The broad concept of intervention may encompass both treatment programs for well-defined problems or disorders and prevention programs aimed at forestalling the emergence or exacerbation of problems or disorders. In fact, programs that are universal in their approach—delivered to all youths in a setting rather than solely those with elevated symptoms—may offer significant advantages. Recent research suggests that even mild, subclinical symptoms of mood disorders cause distress and impairment (Ruscio, 2019), suggesting that help might be useful even to individuals at low symptom levels, not just those at clinical severity levels. Moreover, one reason individuals may not seek psychological services is to avoid being labeled as having a mental health problem; universal programs require no such labeling (Clarke, Hawkins, Murphy, & Sheeber, 1993; Corrigan, 2004; Schnyder, Panczak, Groth, & Schultze-Lutter, 2017). Evidence on the effects of universal programs is mixed, but some studies have shown a small to medium short-term reduction in youth depressive and anxiety symptoms (Ahlen, Lenhard, & Ghaderi, 2015; Stockings et al., 2016). Taken together, computerized self-help interventions that are delivered in a single session and consist of stigma-reducing positive psychological content appear to warrant testing with youths in SSA countries such as Kenya, not only as treatments but also as preventive interventions.

We developed a universal, computerized self-help SSI to reduce adolescent depression and anxiety in Kenya. We adapted Shamiri, a three-component intervention that has previously been delivered in person, in groups, over 4 weeks with content that included growth mindset, gratitude, and value affirmation (Osborn, Venturo-Conerly, et al., 2019). Shamiri was universal; it was administered to all students regardless of whether or not they had clinically elevated symptoms of depression or anxiety.

The group-administered Shamiri has shown promising effects on youth depression ($d = .32$) and anxiety ($d = .54$) in Kenyan adolescents when delivered by lay counselors (Osborn, Wasil, et al., 2019). In this study, we examined the potential of a digital self-help version of Shamiri.

Shamiri-Digital, like its live, group-administered counterpart, combines three elements from the literature on wise interventions and SSIs. Growth-mindset interventions are designed to strengthen individuals' beliefs that personal characteristics can change and improve (Schleider & Weisz, 2016; Yeager & Dweck, 2012; Yeager, Miu, Powers, & Dweck, 2013; Yeager, Trzesniewski, & Dweck, 2013). Gratitude interventions are intended to promote recognition and appreciation of the good things in one's life (Emmons & Stern, 2013; Froh, Kashdan, Ozimkowski, & Miller, 2009). Value-affirmation interventions prompt participants to identify and reflect on their core values (Cohen, Garcia, Purdie-Vaughns, Apfel, & Brzustoski, 2009; Miyake et al., 2010). Growth-mindset interventions have been shown to improve youth depression and anxiety (Schleider & Weisz, 2018; Yeager et al., 2014), gratitude interventions have been shown to improve well-being and life satisfaction (Emmons & Stern, 2013; Froh et al., 2009), and value-affirmation interventions have been shown to improve academic performance (Cohen et al., 2009; Miyake et al., 2010).

In the present study, we conducted a randomized controlled trial (RCT) of Shamiri-Digital with Kenyan high school students. We hypothesized that adolescents assigned to Shamiri-Digital would experience greater reductions in depressive and anxiety symptoms and greater improvements in overall well-being than youths assigned to an active, digitally administered study-skills control group. Secondary goals for the present study were to (a) gauge whether the intervention improved happiness and optimism and (b) assess intervention impact on high-symptom adolescents who met a clinical cutoff for depression or anxiety.

Method

Trial Design and Registration

The RCT tested the effects of Shamiri-Digital against an active, digital study-skills control group. Participants completed assessments at baseline and 2-week follow-up; a Kenyan government prohibition against non-course-related activity in schools (to protect time for exam preparation and to prevent cheating) took effect 2 weeks after the end of the program, ruling out a longer follow-up. The trial was preregistered at the Pan African Clinical Trials Registry (PACTR; registration number PACTR201906810558181) in accordance with WHO and International Committee of Medical Journal Editors (ICMJE) standards.

Study Setting

The study took place in a mixed-gender (girls > boys—see Table 1 for study gender breakdown) secondary school in Kiambu County on the outskirts of Nairobi. The private (i.e., non-government-operated) boarding school admits low-income students from around Kenya and subsidizes fees (approximately \$500 annually) for most students; aggregate data provided by the school administration indicate that 82% of the student body is on full bursary (i.e., no school fees). Such schools are an appropriate context for testing a digital intervention because most such schools in Kenya have computers with an internet connection. In addition, English is an official language in Kenya and the primary language of instruction at all levels of education in Kenya; students are required to be proficient in both written and oral English prior to admission to secondary school.

Participant Recruitment and Resulting Sample

All procedures were approved by the Maseno University Ethics Review Committee (MUERC) in Kenya, prior to the start of data

Table 1
Sample Characteristics at Baseline

Variable	Shamiri-Digital intervention ($N = 50$)	Study-skills control ($N = 53$)
Age (M , [SD])	15.36 (1.21)	15.72 (1.21)
Sex		
Female	35 (70.00)	31 (58.49)
Male	15 (30.00)	22 (41.51)
Symptom and wellness levels		
PHQ-8 (M , [SD])	10.60 (5.37)	9.68 (4.69)
GAD-7 (M , [SD])	8.98 (5.12)	8.74 (5.30)
SWEMWBS (M , [SD])	25.78 (4.43)	24.79 (4.51)
EPOCH Optimism (M , [SD])	15.60 (3.55)	14.89 (3.73)
EPOCH Happiness (M , [SD])	13.82 (4.14)	13.02 (4.01)
Form		
1	22	21
2	13	14
3	15	18

Note. PHQ-8 = Patient Health Questionnaire-8; GAD-7 = Generalized Anxiety Disorder Screener-7; SWEMWBS = shortened version of the Warwick-Edinburgh Mental Well-Being Scale; EPOCH Optimism = Optimism subscale of the Engagement, Perseverance, Optimism, Connectedness, and Happiness Measure of Adolescent Well-Being (EPOCH); EPOCH Happiness = Happiness subscale of the EPOCH.

collection. Study recruitment took place in June 2019. The study team, comprising student researchers from the United States affiliated with an American nonprofit organization as well as students from Kenyan universities, introduced and described the study as a program intended to improve wellness and academic functioning, at a school gathering with students in Forms 1, 2, and 3 (Grades 9–11), and offered students a chance to participate. Students aged 13–18 were eligible. No exclusion criteria were applied. All interested students provided either informed consent or assent (for adolescents younger than 18). Parental consent was obtained for minors through school administrators per MUERC guidelines. Of the 120 students informed about the study and invited to participate, we obtained consent/assent from 103, who then participated in the study. See Figure 1 for the CONSORT flowchart and Table 1 for sample characteristics.

Measures

Depressive symptoms were assessed using the Patient Health Questionnaire–8 (PHQ-8). The PHQ-8 is the eight-item version of the PHQ-9, a brief diagnostic and severity measure for depression, that excludes the suicidal ideation item (Kroenke & Spitzer, 2002); recent research in Kenyan schools has suggested that school ad-

ministrators consider the suicidal ideation item potentially stigmatizing and alienating to students (Osborn, Venturo-Conerly, et al., 2020). PHQ-8 and PHQ-9 scores are highly correlated, and the same cutoffs are used to assess the severity of depressive symptoms (Kroenke & Spitzer, 2002). The PHQ-9 has been shown to have adequate internal consistency, test–retest reliability, and discriminant validity within North American samples. The PHQ-8 has also demonstrated adequate internal consistency ($\alpha = .73$) and discriminant validity with Kenyan adolescents (Osborn, Venturo-Conerly, et al., 2020). Cronbach's alpha for the PHQ-8 in the present study was 0.73.

Anxiety symptoms were assessed using the Generalized Anxiety Disorder Screener–7 (GAD-7). The GAD-7 has shown adequate internal consistency ($\alpha = .92$) and convergent, divergent, construct, and criterion validity in samples of North American adolescents (Spitzer et al., 2006). The GAD-7 has also shown adequate internal consistency ($\alpha = .78$) and discriminant validity with Kenyan youths (Osborn, Venturo-Conerly, et al., 2020). In the present study, the Cronbach's alpha for the GAD-7 was 0.82.

Adolescent well-being was assessed using the shortened version of the Warwick–Edinburgh Mental Well-Being Scale (SWEM-WBS; Tennant et al., 2007). The SWEMWBS was designed to

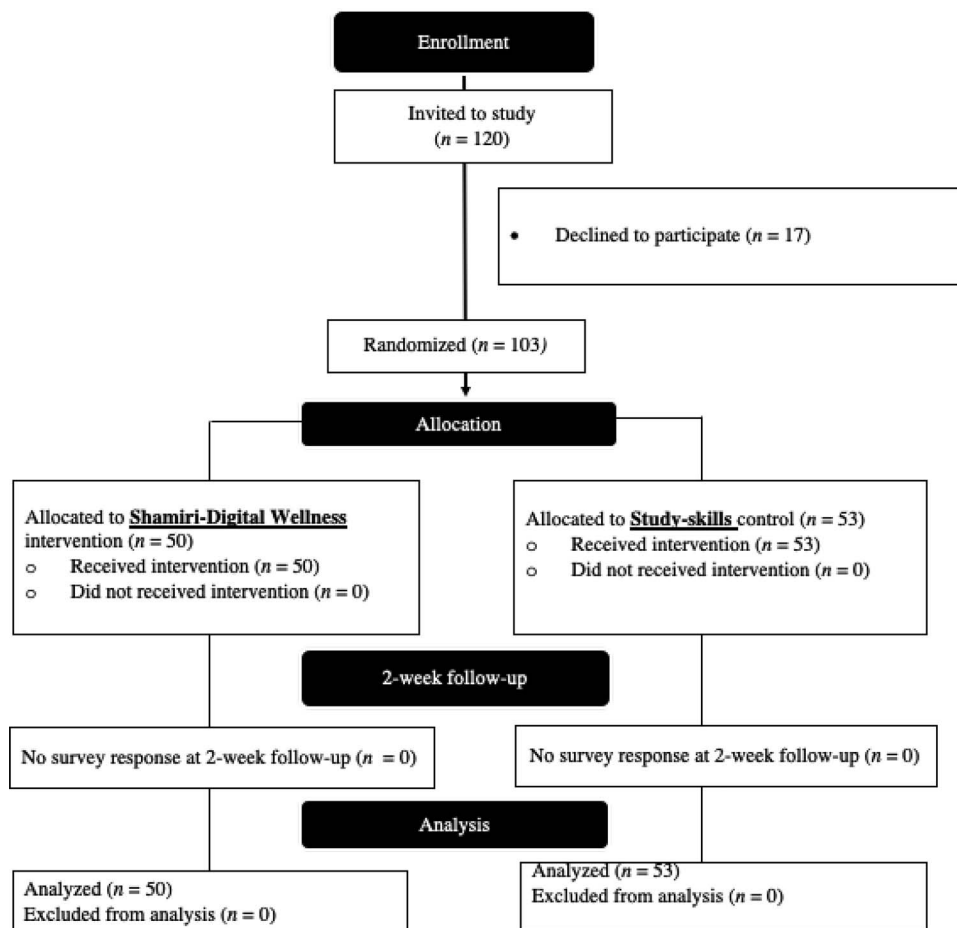


Figure 1. CONSORT diagram showing study flow.

assess psychological functioning and emotional well-being. The scale consists of seven positively worded statements, including, “I’ve been dealing with problems well” and “I’ve been feeling useful.” Adequate psychometric properties, including construct, content, and criterion validity as well as internal consistency ($\alpha = .89$), have been documented with a general population in the United Kingdom (Tennant et al., 2007) as well as in Denmark and Norway (Haver, Akerjordet, Caputi, Furunes, & Magee, 2015; Smith, Alves, Knapstad, Haug, & Aarø, 2017). To our knowledge, the psychometric properties of the SWEMWBS have not been documented with Kenyan youths or those in similar countries in SSA. The Cronbach’s alpha for the SWEMWBS in the present sample was 0.70.

Self-reported happiness and optimism scores were measured using the Happiness and Optimism subscales of the Engagement, Perseverance, Optimism, Connectedness, and Happiness Measure of Adolescent Well-Being (EPOCH; Kern, Benson, Steinberg, & Steinberg, 2016). The EPOCH assesses five characteristics that predict well-being, health, and similar positive outcomes in adulthood: engagement, perseverance, optimism, connectedness, and happiness. The EPOCH has been validated with a community sample of American and Australian adolescents (Kern et al., 2016). A recent assessment of the psychometric properties of the Happiness and Optimism subscales of the EPOCH with Kenyan youths revealed that both its Optimism and Happiness subscales demonstrated adequate internal consistency ($\alpha = .82$ and $\alpha = .72$, respectively). In the present study, Cronbach’s alpha for the Happiness subscale was 0.76. However, Cronbach’s alpha for the Optimism subscale was .69, which fell below the threshold of .70 for acceptable internal consistency (Nunnally, 1978). As a result, although we report means for the Optimism subscale in study tables, that subscale was not included in further analyses.

In a demographics questionnaire, participants reported their age, gender, and academic level. In a subsequent feedback form, participants rated—on 5-point Likert scales—the degree to which they understood the program activities, could apply the content to their lives, and would recommend the program to Kenyan peers.

Procedure

The intervention was conducted in the computer lab of the Kenyan secondary school. Because only 18 computers were connected to the internet, the intervention was conducted in groups of 18 or fewer students. At the start of each session, participants were randomly assigned to the intervention condition or study-skills condition using a random-number generator embedded in the study website. The study team was thus blind to this allocation.

Participants began by reading information on the purpose of the study, the voluntary nature of participation, and the confidentiality of their responses. Afterward, participants filled out the baseline measures. Then, participants completed the intervention activities for the condition to which they were assigned. At the end of the intervention, participants filled out the feedback form and demographics questionnaire. Students were informed that they could talk to the study staff should they be distressed and that depending on the kind and severity of the distress, the staff would seek help per local customs and regulations in the school. None of the students reported such distress.

In total, participants took approximately 90 min to complete these steps (~30 min for questionnaires, ~60 min for intervention). Participants were given as much time as they needed to complete the activities at their own pace. Two weeks after the intervention, participants completed study measures in their classrooms.

Intervention Arms

Shamiri-Digital intervention. The Shamiri-Digital intervention consists of three modules: growth mindset, gratitude, and value affirmation. In the growth-mindset module, participants learned about the brain’s ability to grow in response to challenges in various domains (e.g., academic, interpersonal, and personality traits). Then, participants read a growth testimonial written by a Kenyan peer. Afterward, participants wrote their own growth stories about a challenge they faced and overcame. In the gratitude module, participants learned about the importance of practicing and expressing gratitude. In a “good things” exercise, participants listed three good things in their lives for which they were grateful. In the value-affirmation module, participants learned about the importance of affirming personal values (presented as “virtues,” the more common term in Kenya). Participants wrote about a time in which they used their values to guide life decisions. Adaptation of the content and exercises of the Shamiri-Digital intervention is described in detail in an article reporting the efficacy of its group-based counterpart (Osborn, Wasil, et al., 2019). The group-based Shamiri intervention was adapted to the present digital format via an iterative process using (a) the experience and expertise of the first author as a former Kenyan secondary school student, (b) the collective expertise of the authors in intervention design, and (c) feedback from recent Kenyan high school graduates prior to the study. Adaptation was aimed at ensuring the accessibility and usability of the content and the digital format. The program included no audio or multimedia content. More information on Shamiri-Digital, and a link to the full intervention, can be found on the online supplemental materials.

Study-skills control. The study-skills control content was similar to that of a previous study-skills control intervention that had been used in an RCT of the group-based Shamiri intervention (Osborn, Wasil, et al., 2019) but was adapted to fit the digital format. It consisted of two modules: note-taking skills and effective study habits. In the first module, participants learned a step-by-step framework for note-taking. Participants then reflected on how they could use this framework to improve their studying, and they practiced by applying the skill to a brief article. In the module on effective study habits, they learned five study habits they could use to optimize the time spent studying. The structure of the study-skills activities mirrored the structure of the Shamiri activities and required similar effort and time. More information can be found in the online supplemental materials.

Data-Analysis Plan

We used an intent-to-treat approach and included all participants who had been randomized in our data analyses. Linear mixed models were used to compare intervention and control groups for each outcome measure. We ran four linear mixed models for our primary and secondary measures (depressive and anxiety symp-

toms, mental well-being, and happiness). These models were organized to reflect the hierarchical nature of the data. All models included a random intercept that allowed for individual variation at baseline. Time, intervention condition, and their interaction were included in all models. Covariates were age in years and sex. Older adolescents are reported to face increased psychosocial stress, which may exacerbate depressive and anxiety symptoms (Osborn, Venturo-Conerly, et al., 2020; Yara & Wanjohi, 2011), and gender differences in internalizing problems have been documented in Kenyan adolescents (Khasakhala et al., 2012; Ndeti et al., 2008; Osborn, Venturo-Conerly, et al., 2020). Significant ($p < .05$) Time \times Condition interactions in predicted directions would indicate that the intervention condition produced more improvement in outcomes across the study period compared with the control. Additionally, we calculated effect sizes (ESs) using differences in means divided by measure standard deviations; these ESs compared mean gain scores (Cohen's d) reflecting changes in each outcome from baseline to posttreatment for youths in the intervention versus study-skills control intervention. Statistically significant, positive Cohen's d values would indicate greater improvements for intervention-group youths versus control-group youths.

Another secondary goal was to gauge the intervention's effect on self-reported depression and anxiety symptoms of participants who met the conventional clinical cutoff for these symptoms (as determined by a score of either ≥ 10 on the GAD-7 or ≥ 10 on the PHQ-8). These cutoff scores were derived from primary care studies in the United States (Kroenke, Spitzer, & Williams, 2001; Kroenke, Spitzer, Williams, & Löwe, 2010) and have been used in recent studies with Kenyan youths (Osborn, Campbell, Ndeti, & Weisz, 2020; Osborn, Venturo-Conerly, et al., 2020). We ran two linear mixed models, similar to the models for the full population described earlier, for participants who met these cutoffs. ESs were also calculated.

Missing data—item-level data, for example, one question on a questionnaire—were imputed five times using the fully conditional specification (FCS) methodology implemented using the multivariate imputation by chained equations (mice) algorithm in R (van Buuren & Groothuis-Oudshoorn, 2011). Only 0.91% of item-level data was missing, and preimputation analyses revealed that data were missing completely at random.

Table 2

Results of Mixed Linear Models Predicting Intervention Effects on Self-Reported Depression and Anxiety Symptoms

Predictors	Full sample						Elevated-symptoms subsample ^a					
	PHQ-8			GAD-7			PHQ-8			GAD-7		
	<i>B</i>	<i>SE</i>	<i>p</i>	<i>B</i>	<i>SE</i>	<i>p</i>	<i>B</i>	<i>SE</i>	<i>p</i>	<i>B</i>	<i>SE</i>	<i>p</i>
Intercept	-1.86	4.74	0.695	0.66	4.73	0.890	7.92	5.76	0.172	12.87	6.13	0.037
Time	0.45	0.85	0.596	0.29	0.87	0.739	-2.00	1.03	0.056	-3.80	1.07	0.001
Condition	1.21	0.95	0.202	0.46	0.95	0.631	1.39	1.11	0.215	-0.06	1.18	0.961
Sex (female)	1.13	0.75	0.137	1.25	0.75	0.097	-0.55	0.99	0.578	-0.14	1.04	0.897
Age	0.69	0.30	0.024	0.46	0.30	0.126	0.36	0.36	0.327	0.04	0.39	0.928
Time \times Condition (intervention)	-2.70	1.22	0.028	-1.35	1.25	0.280	-3.82	1.46	0.010	-1.58	1.52	0.304

Note. PHQ-8 = Patient Health Questionnaire-8; GAD-7 = Generalized Anxiety Disorder Screener-7; *SE* = standard error. With the full sample, the model predicting self-reported depressive symptoms revealed nonsignificant effects for time, condition, and sex but significant effects for Time \times Condition, whereas with the elevated-symptom subsample, it revealed nonsignificant effects for time, condition, sex, and age but significant effects for Time \times Condition. The model predicting self-reported anxiety symptoms revealed nonsignificant effects for time, condition, sex, age, and Time \times Condition with the full sample but significant effects for time with the elevated-symptom subsample. Significant gains are highlighted in bold.

^aThe elevated-symptoms subsample is the subsample that endorsed either moderate to severe depression or anxiety symptoms at baseline.

Results

Sample Characteristics

One hundred and three adolescents aged 13–18, mean (*M*) age (standard deviation [*SD*]) = 15.54 (1.22), participated in this study. There were more females ($N = 66$, 64.08%) than males ($N = 37$, 35.92%). The sample characteristics are shown in Table 1. Fifty adolescents were randomly assigned to the Shamiri-Digital intervention group, *M* age (*SD*) = 15.36 (1.21), and 53 to the study-skills control group, *M* age (*SD*) = 15.72 (1.21). Correlations among baseline depressive and anxiety symptoms, as well as mental well-being, happiness, and optimism, are shown in the online supplemental materials. Correlations were in the expected directions.

Primary Outcomes

Intervention effects on adolescent depressive symptoms.

The model predicting self-reported depressive symptoms revealed nonsignificant effects for time, condition, and sex but significant effects for Time \times Condition and the covariate age (see Table 2). The significant Time \times Condition interaction indicated that adolescents in the Shamiri-Digital intervention experienced larger declines in depressive symptoms from baseline to 2-week follow-up than control-group youths, $p = .028$, $d = 0.50$, 95% confidence interval (CI) [.00, 1.6] (see Table 3 and Figure 2). At baseline, 56.00% of the adolescents were above the cutoff for depression severity; after Shamiri, 46.00% were above the cutoff. The corresponding figures for study skills were 52.83% and 50.94%. The significant covariate age ($p = .024$) indicated that younger adolescents reported larger declines in depressive symptoms from baseline to 2-week follow-up than older adolescents.

Intervention effects on adolescent anxiety symptoms.

The model predicting self-reported anxiety symptoms revealed nonsignificant effects for time, condition, sex, age, and the Time \times Condition interaction (see Table 2). Although adolescents in the intervention experienced a decline in anxiety symptoms from baseline to 2-week follow-up compared with the control-group youths, this decline was nonsignificant, $p = 0.280$, $d = .29$, 95%

Table 3
Symptom Reduction and Well-Being Improvements From Baseline to 2-Week Follow-Up

Outcome variable	Shamiri-Digital intervention group		Study-skills control group		Cohen's <i>d</i> , based on mean gain score [95% CI] (baseline to 2-week follow-up)
	Baseline (<i>M</i> , [<i>SD</i>])	2-week follow-up (<i>M</i> , [<i>SD</i>])	Baseline (<i>M</i> , [<i>SD</i>])	2-week follow-up (<i>M</i> , [<i>SD</i>])	
Primary outcomes					
Depressive symptoms	10.60 (5.37)	8.35 (4.69)	9.68 (4.75)	10.00 (4.65)	.50 [.00, 1.06]
Anxiety symptoms	8.98 (5.12)	7.92 (4.48)	8.74 (5.30)	9.00 (4.45)	.29 [−.20, .79]
Mental well-being	25.78 (4.43)	25.58 (4.00)	24.79 (4.51)	24.77 (4.59)	−.04 [−.54, .46]
Secondary outcomes					
Optimism	15.60 (3.55)	15.84 (3.12)	14.89 (3.73)	14.96 (3.13)	.05 [−.43, .53]
Happiness	13.82 (4.14)	14.20 (3.65)	13.02 (4.01)	14.02 (4.01)	−.16 [−.61, .29]
Effect on elevated-symptoms subsample					
Depression symptoms	14.43 (3.35)	8.46 (4.98)	13.18 (2.89)	10.64 (4.89)	.83^a [.31, 1.35]
Anxiety symptoms	13.33 (3.06)	7.96 (4.35)	13.40 (3.35)	9.61 (5.31)	.39 [−.35, 1.12]

Note. For depressive and anxiety symptoms, lower scores indicate better functioning. For the other outcome measures, higher scores indicate better functioning. Where applicable, Cohen's *d* values were corrected (multiplied by -1.0) such that positive values indicate greater improvements for intervention-group participants versus control-group participants. Significant gains are highlighted in bold.

^aThis effect was Hedges $g = .44$ if calculated via the posttreatment mean-comparison method used in recent youth psychotherapy meta-analyses (Eckstain et al., 2020; Weisz et al., 2017).

CI [−.20, .79] (see Table 3 and Figure 2). At baseline, 48.00% of the adolescents were above the cutoff for anxiety severity; after Shamiri, 40.00% were above the cutoff. The corresponding figures for study skills were 47.17% and 37.34%.

Intervention effects on adolescent mental well-being. The model predicting self-reported mental well-being scores revealed nonsignificant effects for time, condition, sex, and Time \times Condition but significant effects for the covariate age. Across condi-

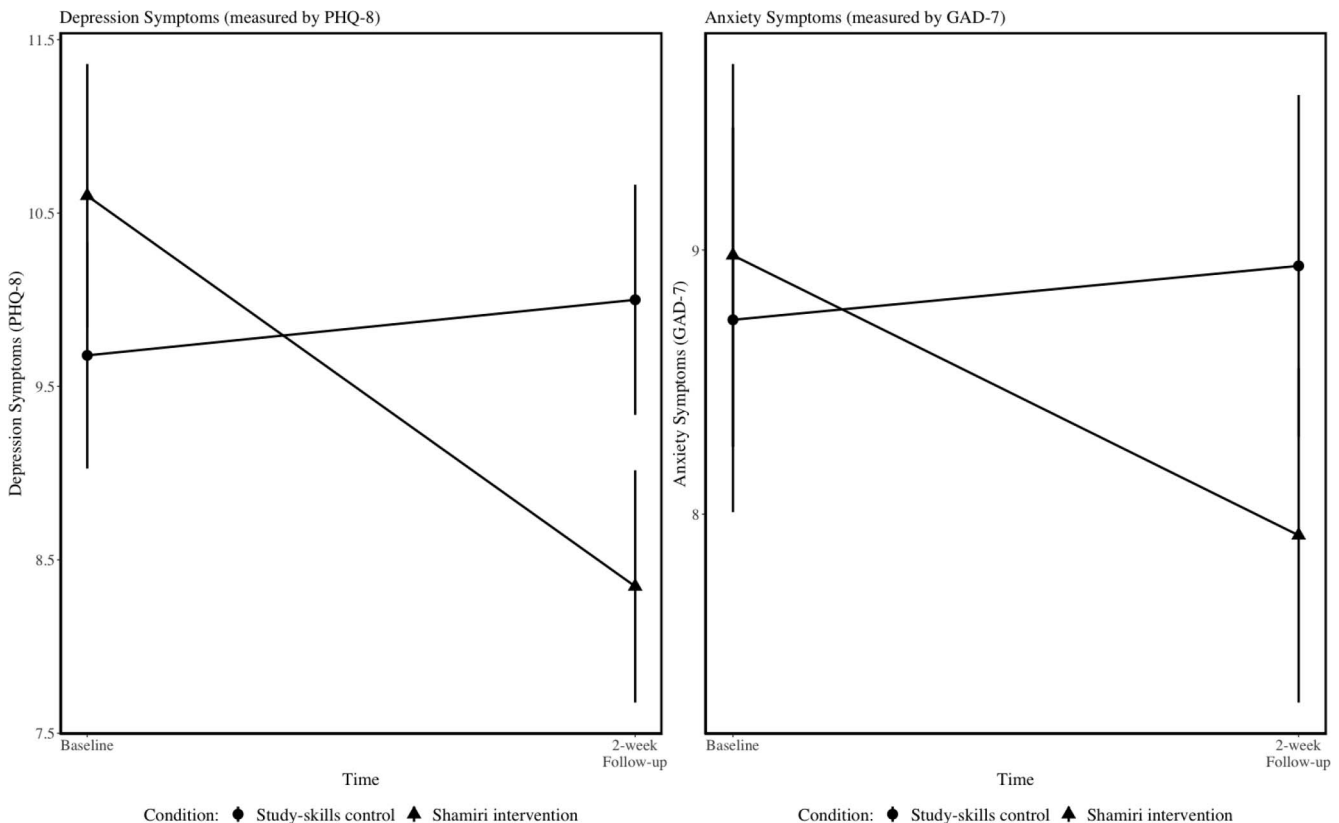


Figure 2. Fitted values showing trajectories of youth depressive and anxiety symptoms for the full sample.

tions, younger adolescents experienced improvements in mental well-being scores from baseline to 2-week follow-up compared with older adolescents. No difference emerged on self-reported well-being between adolescents in the intervention and control groups (see Table 3 and also the online supplemental materials).

Secondary Outcomes

Intervention effects on adolescent happiness. The model predicting self-reported adolescent happiness scores revealed nonsignificant effects for time, condition, sex, and Time \times Condition but significant effects for the covariate age. Younger adolescents experienced more improvement in their happiness scores from baseline to 2-week follow-up than older adolescents. No difference emerged on self-reported happiness between adolescents in the intervention and control groups (see Table 3 and also the online supplemental materials).

Intervention effects on depressive symptoms for the subsample with elevated depressive symptoms at baseline. We conducted a subanalysis to gauge intervention effects on the depressive symptoms of a subsample of adolescents who reported elevated depressive symptoms at baseline. We used a cutoff score of ≥ 10 on the PHQ-8 to identify youths who endorsed moderate to severe depressive symptoms at baseline (Kroenke et al., 2001, 2010). Of 103 youths in the study, 56 youths (28 in both Shamiri-Digital and study-skills control) reported moderate to severe depressive symptoms at baseline. The mean baseline

PHQ-8 score of youths in this subsample in the intervention group was 14.43 ($SD = 3.35$), whereas the mean score was 13.18 ($SD = 2.89$) in the control group ($t = -1.49$, $p = .141$). The model revealed nonsignificant effects of time, condition, sex, and age but significant effects for Time \times Condition. The significant Time \times Condition interaction indicated that Shamiri-Digital youths who self-reported clinical depressive symptoms at baseline experienced greater reductions in depressive symptoms from baseline to 2-week follow-up than similar youths in the control group, $p = .010$, $d = .83$, 95% CI [.31, 1.35] (see Table 2 and Figure 3). To situate this effect within the broader youth psychotherapy research literature, we recalculated the ES for the current study using the same calculation method employed in two recent meta-analyses of youth depression psychotherapy RCTs. Those meta-analyses reported mean Hedges $g = 0.29$ in Weisz et al. (2017; 47 youth depression RCTs) and Hedges $g = 0.36$ in Eckshtain et al. (2020; 55 youth depression RCTs). Hedges g for the clinical subsample in the present study was .44.

Intervention effects on anxiety symptoms for the subsample with elevated anxiety symptoms at baseline. We conducted another subgroup analysis to gauge intervention effects on anxiety symptoms for the subsample of adolescents who reported elevated anxiety symptoms at baseline, using a cutoff score of ≥ 10 on the GAD-7 to identify those youths (Spitzer et al., 2006). Of 103 youths in the study, 49 youths (24 in Shamiri-Digital, 25 in study-skills control) reported moderate to severe anxiety symp-

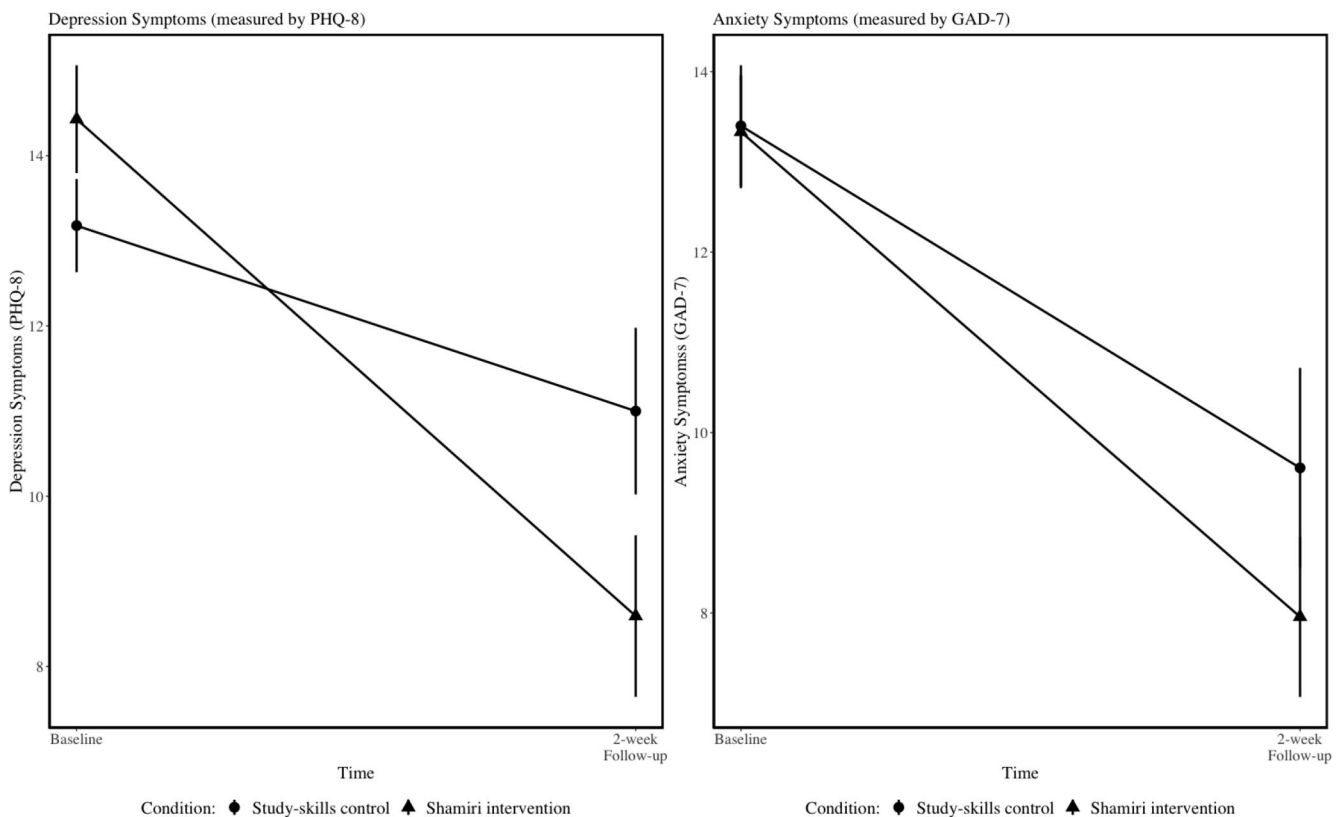


Figure 3. Fitted values showing trajectories of youth depressive and anxiety symptoms for the clinical subsample.

toms at baseline. The mean baseline GAD-7 score of youths in this subsample in the intervention group was 13.33 ($SD = 3.06$), whereas the mean score was 13.40 ($SD = 3.35$) in the control group ($t = 0.07, p = .940$). The model revealed nonsignificant effects of condition, the covariates sex and age, and the Time \times Condition interaction but significant effects for time. The significant time effect indicated that regardless of the group into which they were assigned, those youths who showed elevated anxiety at baseline showed declines in anxiety symptoms ($p = .001$; see Table 2 and Figure 3).

Clinical significances assessed via the reliable-change index. We tested whether outcomes for the full sample or the clinical subsample met the standard for clinically reliable change (Jacobson & Truax, 1991; Wise, 2004). Reliable-change thresholds were calculated using the formula $s\sqrt{(1 - r)} \times 1.96$, using the standard deviation (s) from this sample at baseline and reliability (r) from published psychometric data on Kenyan adolescents for the PHQ-8 and GAD-7 (Osborn, Venturo-Conerly, et al., 2020). Within the full sample, change was limited by lower mean baseline symptom levels and did not reach the reliable-change threshold. However, for the clinical subsample receiving Shamiri, changes in both depression (5.97 vs. reliable-change index [RCI] 4.59) and anxiety (5.37 vs. RCI 4.77) surpassed the RCI; the study-skills control group did not surpass the reliable change-threshold for either depression (2.54) or anxiety (3.79).

Feasibility and Acceptability

Participants rated the degree to which they understood the program on a scale of 1–5. An independent-samples t test revealed high mean ratings and no significant difference in understanding of the program content between the Shamiri-Digital ($M = 4.77, SD = 0.49$) and study-skills ($M = 4.57, SD = 0.94$) groups, $t(41.91) = 1.01, p = .321$. Additionally, participants rated the degree to which they thought they could apply the lessons that they learned in the program. An independent-samples t test revealed high mean ratings and no significant difference in applicability scores between the Shamiri-Digital ($M = 4.84, SD = 0.50$) and study-skills ($M = 4.74, SD = 0.81$) groups, $t(40.17) = 0.55, p = .586$. Participants also rated whether they thought that other Kenyan adolescents would find the program useful. An independent-samples t test revealed high mean ratings and no significant difference in scores between the Shamiri-Digital ($M = 4.73, SD = 0.65$) and study-skills ($M = 4.76, SD = 0.83$) groups, $t(52.12) = 1.01, p = .878$.

Discussion

We developed and tested Shamiri-Digital, a computerized SSI for adolescent mental health. Compared with an active study-skills control group, the Shamiri-Digital intervention produced significant effects on depressive symptoms in the full sample and even more substantial effects in the high-symptom subsample. It may be useful to consider these effects in the context of effects found in prior meta-analyses of youth depression psychotherapy RCTs. The mean ES found in those trials at *immediate posttreatment* was reported as Hedges $g = 0.29$ in Weisz et al. (2017; 47 youth depression RCTs) and $g = 0.36$ in Eckshtain et al. (2020; 55 youth depression RCTs). When we applied the same ES calculation method to our data that was used in those two meta-analyses, thus

generating Hedges g values, our mean depression symptom ES in Kenya 2 weeks after the end of the intervention was $g = .44$ for the clinical sample (those above clinical cutoff at baseline—thus the group most comparable to those treated in the psychotherapy RCTs). Importantly, those previous RCTs in the meta-analyses all involved multisession, in-person psychotherapy (mean: 14 therapy sessions in Eckshtain et al. [2020])—thus, they were markedly more time-intensive and costly than single-session digital Shamiri. Multidecade comparisons of treatment effects for youth depression, anxiety, attention-deficit/hyperactivity disorder (ADHD), and conduct problems and disorders have shown that treatment of youth depression generated the smallest effects (Weisz et al., 2017; 447 studies), with no improvement over time (Weisz et al., 2019; 453 studies). This suggests that new ideas may be needed in youth depression treatment. Although future tests of Shamiri-Digital will certainly be required to probe the robustness of the present findings, the results of this initial study do suggest that—among possible strategies for addressing youth depression symptoms—the notion of using a brief, highly scalable digital intervention that focuses on positive human qualities may warrant attention and further study.

We found nonsignificant differences for Shamiri-Digital versus control on anxiety symptoms, but with a small to medium effect (Hedges g of .24 for full sample, .34 for the elevated-symptom sample) in the predicted direction, suggesting that a larger sample might have produced significant findings. That said, many experts believe that treatments for anxiety must include guided exposures to feared stimuli in order to produce the most substantial benefits (see Weisz & Kazdin, 2017), and effective exposures would be challenging to include in a single-session digital intervention. One other perspective on the anxiety-symptom findings may warrant attention: The pattern shown in Figure 3 suggests that for youths with elevated anxiety at baseline, the slope of anxiety-symptom reduction associated with Shamiri-Digital was actually steeper than the slope of depression-symptom reduction. A primary reason for the absence of a significant Time \times Condition effect on anxiety symptoms appears to be that the study-skills “control” intervention was also associated with a steep reduction in anxiety symptoms. As noted in the introduction, some experts have argued that elevated anxiety among Kenyan secondary school students can be linked in part to the high level of pressure they face to succeed in their schoolwork, in a country in which exam success or failure has a massive impact on any further educational and occupational success. Our intervention was delivered prior to the third school term, when exam preparation and pressure are intense. Given this context, it is possible that our study-skills intervention that was intended as a control condition actually addressed a core basis for students’ anxiety and may have thus served as an active symptom-related intervention. This suggests that a useful future direction may be testing Shamiri-Digital against a control condition that is less likely to reduce school-related anxiety. This hypothesis must be tempered by the fact that anxiety symptoms in the universal sample who received the study-skills intervention began at a lower baseline level and did not significantly decline from baseline to follow-up; thus, the explanation, if it were valid for the clinically elevated sample, is likely not valid for the full universal sample.

It is interesting that although we found improvements in depressive symptoms, we did not find significant effects of Shamiri-Digital on self-reported well-being or happiness. Because the

psychometric properties of the instruments that we used to measure these constructs have not been extensively validated with Kenyan youths or other youths in similar SSA countries, these findings are certainly not definitive. Future trials with different measures of these positive indicators of mental health may shed further light on whether interventions primarily targeting depressive and anxiety symptoms can produce effects on these constructs as well.

To our knowledge, the present study is the first randomized trial to investigate the efficacy of a brief digital self-help intervention with youths in SSA. As such, it is encouraging that many Kenyan youths found the intervention understandable, applicable, and useful. The low barriers to scaling that the Shamiri-Digital intervention would provide suggest that this intervention, or perhaps others like it, may expand access to help-seeking options for many adolescents in resource-scarce environments. An important aspect of our intervention development was our effort to reduce the risk of activating stigma. It is possible that stigma may have been reduced but not eliminated entirely. In future research, it would be useful to find ways to evaluate the extent to which various interventions evoke versus reduce stigma.

One limitation of the present study was that our sample size was not large enough to detect small to medium differences between conditions. Another limitation is that our study had a relatively brief follow-up period (2 weeks postintervention). We would have preferred a longer follow-up lag time, but the timing was constrained by nationwide Kenyan regulations that prohibit all non-course-related activities during the third and final term of the academic year (August–November), to provide protected time for nationwide school examinations and to reduce the risk of cheating. For comparison, it may also be useful to note that a substantial percentage of youth depression and anxiety RCTs, most conducted in high-income Western countries, have only assessed immediate posttreatment outcomes, with no follow-up assessment (e.g., 40% in a youth depression meta-analysis by Eckshtain et al. [2020]; 48% in the meta-analysis by Weisz et al. [2017]). However, the absence of follow-up, like our 2-week follow-up, leaves the long-term holding power of intervention effects unknown; studies with extended follow-up assessment will be needed to address this important limitation. (This might not have been the case if students had been aware that the intervention was designed to reduce anxiety and depression symptoms, and only one condition was face valid for this outcome, but that was not the case because students were told the intervention was designed to “improve wellness and academic functioning.”) A fourth limitation is that, as noted earlier, some of the psychometric properties of the primarily Western instruments used in this study have not been well documented for Kenyan youths. We encourage future research to adopt and use measures that meet sound criteria for appropriateness and psychometric integrity within the cultural context of the research. A fifth limitation is that our intervention was delivered on computers, which are not universally available in Kenyan schools; other platforms, such as smartphones (which could access Shamiri via the internet) or feature phones (for which Shamiri content could be adapted and accessed through Unstructured Supplementary Service Data [USSD], as done currently by e-learning providers in Kenya—see <https://enezaeducation.com/>), might provide expanded access. One caveat is that most Kenyan schools do not allow students to have phones on campus.

Our findings indicate that brief computerized SSIs may be a promising avenue to investigate as a way of expanding youth mental health care options in low-resource environments such as SSA countries. These findings also support the idea that interventions focused on personal strengths (rather than deficits) may be acceptable and effective with diverse youths, including Kenyan adolescents (and potentially for youths in higher-resource areas as well). We encourage future research on both of these topics because the significant gap between mental health needs and mental health services calls for a wide array of response tools. Low-cost, highly scalable interventions such as Shamiri-Digital may be useful additions if future research supports their effectiveness.

References

- Ahlen, J., Lenhard, F., & Ghaderi, A. (2015). Universal prevention for anxiety and depressive symptoms in children: A meta-analysis of randomized and cluster-randomized trials. *The Journal of Primary Prevention, 36*, 387–403. <http://dx.doi.org/10.1007/s10935-015-0405-4>
- Andrews, G., Basu, A., Cuijpers, P., Craske, M. G., McEvoy, P., English, C. L., & Newby, J. M. (2018). Computer therapy for the anxiety and depression disorders is effective, acceptable and practical health care: An updated meta-analysis. *Journal of Anxiety Disorders, 55*, 70–78. <http://dx.doi.org/10.1016/j.janxdis.2018.01.001>
- Clarke, G. N., Hawkins, W., Murphy, M., & Sheeber, L. (1993). School-based primary prevention of depressive symptomatology in adolescents: Findings from two studies. *Journal of Adolescent Research, 8*, 183–204. <http://dx.doi.org/10.1177/074355489382004>
- Cohen, G. L., Garcia, J., Purdie-Vaughns, V., Apfel, N., & Brzustoski, P. (2009). Recursive processes in self-affirmation: Intervening to close the minority achievement gap. *Science, 324*, 400–403. <http://dx.doi.org/10.1126/science.1170769>
- Corrigan, P. (2004). How stigma interferes with mental health care. *American Psychologist, 59*, 614–625. <http://dx.doi.org/10.1037/0003-066X.59.7.614>
- Deady, M., Choi, I., Calvo, R. A., Glozier, N., Christensen, H., & Harvey, S. B. (2017). eHealth interventions for the prevention of depression and anxiety in the general population: A systematic review and meta-analysis. *BMC Psychiatry, 17*, 310. <http://dx.doi.org/10.1186/s12888-017-1473-1>
- Eckshtain, D., Kuppens, S., Ugueto, A., Ng, M. Y., Vaughn-Coaxum, R., Corteselli, K., & Weisz, J. R. (2020). Meta-analysis: 13-year follow-up of psychotherapy effects on youth depression. *Journal of the American Academy of Child & Adolescent Psychiatry, 59*, 45–63. <http://dx.doi.org/10.1016/j.jaac.2019.04.002>
- Emmons, R. A., & Stern, R. (2013). Gratitude as a psychotherapeutic intervention. *Journal of Clinical Psychology, 69*, 846–855. <http://dx.doi.org/10.1002/jclp.22020>
- Froh, J. J., Kashdan, T. B., Ozimkowski, K. M., & Miller, N. (2009). Who benefits the most from a gratitude intervention in children and adolescents? Examining positive affect as a moderator. *The Journal of Positive Psychology, 4*, 408–422. <http://dx.doi.org/10.1080/17439760902992464>
- Getanda, E. M., Papadopoulos, C., & Evans, H. (2015). The mental health, quality of life and life satisfaction of internally displaced persons living in Nakuru County, Kenya. *BMC Public Health, 15*, 755. <http://dx.doi.org/10.1186/s12889-015-2085-7>
- Grime, P. R. (2004). Computerized cognitive behavioural therapy at work: A randomized controlled trial in employees with recent stress-related absenteeism. *Occupational Medicine, 54*, 353–359. <http://dx.doi.org/10.1093/occmed/kqh077>
- Haver, A., Akerjordet, K., Caputi, P., Furunes, T., & Magee, C. (2015). Measuring mental well-being: A validation of the short Warwick-Edinburgh Mental Well-Being Scale in Norwegian and Swedish. *Scan-*

- dinavian Journal of Public Health*, 43, 721–727. <http://dx.doi.org/10.1177/1403494815588862>
- Jacobson, N. S., & Truax, P. (1991). Clinical significance: A statistical approach to defining meaningful change in psychotherapy research. *Journal of Consulting and Clinical Psychology*, 59, 12–19. <http://dx.doi.org/10.1037/0022-006X.59.1.12>
- Kern, M. L., Benson, L., Steinberg, E. A., & Steinberg, L. (2016). The EPOCH measure of adolescent well-being. *Psychological Assessment*, 28, 586–597. <http://dx.doi.org/10.1037/pas0000201>
- Khasakhala, L. I., Ndeti, D. M., Mutiso, V., Mwayo, A. W., & Mathai, M. (2012). The prevalence of depressive symptoms among adolescents in Nairobi public secondary schools: Association with perceived maladaptive parental behaviour. *African Journal of Psychiatry*, 15, 106–113. <http://dx.doi.org/10.4314/ajpsy.v15i2.14>
- Kroenke, K., & Spitzer, R. L. (2002). The PHQ-9: A new depression diagnostic and severity measure. *Psychiatric Annals*, 32, 509–515. <http://dx.doi.org/10.3928/0048-5713-20020901-06>
- Kroenke, K., Spitzer, R. L., & Williams, J. B. W. (2001). The PHQ-9: Validity of a brief depression severity measure. *Journal of General Internal Medicine*, 16, 606–613. <http://dx.doi.org/10.1046/j.1525-1497.2001.016009606.x>
- Kroenke, K., Spitzer, R. L., Williams, J. B. W., & Löwe, B. (2010). The Patient Health Questionnaire Somatic, Anxiety, and Depressive Symptom Scales: A systematic review. *General Hospital Psychiatry*, 32, 345–359. <http://dx.doi.org/10.1016/j.genhosppsych.2010.03.006>
- Kroenke, K., Strine, T. W., Spitzer, R. L., Williams, J. B., Berry, J. T., & Mokdad, A. H. (2009). The PHQ-8 as a measure of current depression in the general population. *Journal of Affective Disorders*, 114(1–3), 163–173.
- Michelson, D., Malik, K., Krishna, M., Sharma, R., Mathur, S., Bhat, B., . . . Patel, V. (2019). Development of a transdiagnostic, low-intensity, psychological intervention for common adolescent mental health problems in Indian secondary schools. *Behaviour Research and Therapy*. Advance online publication. <http://dx.doi.org/10.1016/j.brat.2019.103439>
- Miu, A., & Yeager, D. S. (2015). Preventing symptoms of depression by teaching adolescents that people can change: Nine-month effects of a brief incremental theory of personality intervention. *Clinical Psychological Science*, 3, 726–743. <http://dx.doi.org/10.1177/2167702614548317>
- Miyake, A., Kost-Smith, L. E., Finkelstein, N. D., Pollock, S. J., Cohen, G. L., & Ito, T. A. (2010). Reducing the gender achievement gap in college science: A classroom study of values affirmation. *Science*, 330, 1234–1237. <http://dx.doi.org/10.1126/science.1195996>
- Muñoz, R. F. (2010). Using evidence-based internet interventions to reduce health disparities worldwide. *Journal of Medical Internet Research*, 12, e60. <http://dx.doi.org/10.2196/jmir.1463>
- Ndeti, D. M., Khasakhala, L., Nyabola, L., Ongecha-Owuor, F., Seedat, S., Mutiso, V., . . . Odhiambo, G. (2008). The prevalence of anxiety and depression symptoms and syndromes in Kenyan children and adolescents. *Journal of Child and Adolescent Mental Health*, 20, 33–51. <http://dx.doi.org/10.2989/JCAMH.2008.20.1.6.491>
- Ndeti, D. M., Mutiso, V., Maraj, A., Anderson, K. K., Musyimi, C., & McKenzie, K. (2016). Stigmatizing attitudes toward mental illness among primary school children in Kenya. *Social Psychiatry and Psychiatric Epidemiology: The International Journal for Research in Social and Genetic Epidemiology and Mental Health Services*, 51, 73–80. <http://dx.doi.org/10.1007/s00127-015-1090-6>
- Nunnally, J. C. (1978). *Psychometric theory*. New York, NY: McGraw-Hill.
- Osborn, T. L., Campbell, S., Ndeti, D., & Weisz, J. R. (2020). *Network analysis reveals central symptoms of adolescent depression and anxiety in sub-Saharan Africa*. Manuscript submitted for publication.
- Osborn, T. L., Venturo-Conerly, K., Wasil, A., Rodriguez, M., Roe, E., Arango, S., & Wasanga, C. (2019). *The Shamiri group intervention for adolescent anxiety and depression: Study protocol for a randomized controlled trial of a lay provider-delivered, school-based intervention in Kenya*. Manuscript submitted for publication.
- Osborn, T. L., Venturo-Conerly, K. E., Wasil, A. R., Schleider, J. L., & Weisz, J. R. (2020). Depression and anxiety symptoms, social support, and demographic factors among Kenyan high school students. *Journal of Child and Family Studies*, 29, 1432–1443. <http://dx.doi.org/10.1007/s10826-019-01646-8>
- Osborn, T. L., Wasil, A. R., Venturo-Conerly, K. E., Schleider, J. L., & Weisz, J. R. (2019). Group intervention for adolescent anxiety and depression: Outcomes of a randomized trial with adolescents in Kenya. *Behavior Therapy*. Advance online publication. <http://dx.doi.org/10.1016/j.beth.2019.09.005>
- Patel, V., & Stein, D. J. (2015). Common mental disorders in sub-Saharan Africa: The triad of depression, anxiety and somatization. In E. Akye-ampong, A. G. Hill, & A. Kleinman (Eds.), *The culture of mental illness and psychiatric practice in Africa* (pp. 50–72). Bloomington, IN: Indiana University Press.
- Rochlen, A. B., Zack, J. S., & Speyer, C. (2004). Online therapy: Review of relevant definitions, debates, and current empirical support. *Journal of Clinical Psychology*, 60, 269–283. <http://dx.doi.org/10.1002/jclp.10263>
- Ruscio, A. M. (2019). Normal versus pathological mood: Implications for diagnosis. *Annual Review of Clinical Psychology*, 15, 179–205. <http://dx.doi.org/10.1146/annurev-clinpsy-050718-095644>
- Schleider, J. L., Mullarkey, M. C., & Chacko, A. (2020). Harnessing wise interventions to advance the potency and reach of youth mental health services. *Clinical Child and Family Psychology Review*, 23, 70–101.
- Schleider, J. L., & Weisz, J. R. (2016). Reducing risk for anxiety and depression in adolescents: Effects of a single-session intervention teaching that personality can change. *Behaviour Research and Therapy*, 87, 170–181. <http://dx.doi.org/10.1016/j.brat.2016.09.011>
- Schleider, J. L., & Weisz, J. R. (2017). Little treatments, promising effects? Meta-analysis of single-session interventions for youth psychiatric problems. *Journal of the American Academy of Child & Adolescent Psychiatry*, 56, 107–115. <http://dx.doi.org/10.1016/j.jaac.2016.11.007>
- Schleider, J., & Weisz, J. (2018). A single-session growth mindset intervention for adolescent anxiety and depression: 9-month outcomes of a randomized trial. *Journal of Child Psychology and Psychiatry*, 59, 160–170. <http://dx.doi.org/10.1111/jcpp.12811>
- Schnyder, N., Panczak, R., Groth, N., & Schultze-Lutter, F. (2017). Association between mental health-related stigma and active help-seeking: Systematic review and meta-analysis. *The British Journal of Psychiatry*, 210, 261–268. <http://dx.doi.org/10.1192/bjpp.bp.116.189464>
- Smith, O. R. F., Alves, D. E., Knapstad, M., Haug, E., & Aarø, L. E. (2017). Measuring mental well-being in Norway: Validation of the Warwick–Edinburgh Mental Well-Being Scale (WEMWBS). *BMC Psychiatry*, 17, 182. <http://dx.doi.org/10.1186/s12888-017-1343-x>
- Spitzer, R. L., Kroenke, K., Williams, J. B. W., & Löwe, B. (2006). A brief measure for assessing generalized anxiety disorder: The GAD-7. *Archives of Internal Medicine*, 166, 1092–1097. <http://dx.doi.org/10.1001/archinte.166.10.1092>
- Stockings, E. A., Degenhardt, L., Dobbins, T., Lee, Y. Y., Erskine, H. E., Whiteford, H. A., & Patton, G. (2016). Preventing depression and anxiety in young people: A review of the joint efficacy of universal, selective and indicated prevention. *Psychological Medicine*, 46, 11–26. <http://dx.doi.org/10.1017/S0033291715001725>
- Tennant, R., Hiller, L., Fishwick, R., Platt, S., Joseph, S., Weich, S., . . . Stewart-Brown, S. (2007). The Warwick–Edinburgh Mental Well-Being Scale (WEMWBS): Development and U.K. validation. *Health and Quality of Life Outcomes*, 5, 63. <http://dx.doi.org/10.1186/1477-7525-5-63>
- van Buuren, S., & Groothuis-Oudshoorn, K. (2011). mice: Multivariate imputation by chained equations in R. *Journal of Statistical Software*, 45, 1–67.

- Walton, G. M., & Wilson, T. D. (2018). Wise interventions: Psychological remedies for social and personal problems. *Psychological Review, 125*, 617–655. <http://dx.doi.org/10.1037/rev0000115>
- Wasil, A. R., Park, S. J., Gillespie, S., Shingleton, R., Shinde, S., Natu, S., . . . DeRubeis, R. J. (2020). Harnessing single-session interventions to improve adolescent mental health and well-being in India: Development, adaptation, and pilot testing of online single-session interventions in Indian secondary schools. *Asian Journal of Psychiatry, 50*, 101980. <http://dx.doi.org/10.1016/j.ajp.2020.101980>
- Weisz, J. R., & Kazdin, A. E. (2017). *Evidence-based psychotherapies for children and adolescents* (3rd ed.). New York, NY: Guilford Press.
- Weisz, J. R., Kuppens, S., Ng, M. Y., Eckshtain, D., Ugueto, A. M., Vaughn-Coaxum, R., . . . Fordwood, S. R. (2017). What five decades of research tells us about the effects of youth psychological therapy: A multilevel meta-analysis and implications for science and practice. *American Psychologist, 72*, 79–117. <http://dx.doi.org/10.1037/a0040360>
- Weisz, J. R., Kuppens, S., Ng, M. Y., Vaughn-Coaxum, R. A., Ugueto, A. M., Eckshtain, D., & Corteselli, K. A. (2019). Are psychotherapies for young people growing stronger? Tracking trends over time for youth anxiety, depression, attention-deficit/hyperactivity disorder, and conduct problems. *Perspectives on Psychological Science, 14*, 216–237. <http://dx.doi.org/10.1177/1745691618805436>
- Wise, E. A. (2004). Methods for analyzing psychotherapy outcomes: A review of clinical significance, reliable change, and recommendations for future directions. *Journal of Personality Assessment, 82*, 50–59. http://dx.doi.org/10.1207/s15327752jpa8201_10
- World Health Organization. (Ed.). (2018). *Mental health atlas 2017*. Geneva, Switzerland: Author.
- Yara, P. O., & Wanjohi, C. W. (2011). Performance determinants of Kenya Certificate of Secondary Education (KCSE) in mathematics of secondary schools in Nyamaiya Division, Kenya. *Asian Social Science, 7*. <http://dx.doi.org/10.5539/ass.v7n2p107>
- Yeager, D. S., & Dweck, C. S. (2012). Mindsets that promote resilience: When students believe that personal characteristics can be developed. *Educational Psychologist, 47*, 302–314. <http://dx.doi.org/10.1080/00461520.2012.722805>
- Yeager, D. S., Johnson, R., Spitzer, B. J., Trzesniewski, K. H., Powers, J., & Dweck, C. S. (2014). The far-reaching effects of believing people can change: Implicit theories of personality shape stress, health, and achievement during adolescence. *Journal of Personality and Social Psychology, 106*, 867–884. <http://dx.doi.org/10.1037/a0036335>
- Yeager, D. S., Miu, A. S., Powers, J., & Dweck, C. S. (2013). Implicit theories of personality and attributions of hostile intent: A meta-analysis, an experiment, and a longitudinal intervention. *Child Development, 84*, 1651–1667. <http://dx.doi.org/10.1111/cdev.12062>
- Yeager, D. S., Trzesniewski, K. H., & Dweck, C. S. (2013). An implicit theories of personality intervention reduces adolescent aggression in response to victimization and exclusion. *Child Development, 84*, 970–988. <http://dx.doi.org/10.1111/cdev.12003>
- Youth mental health need for intervention. (2017). Better understanding of youth mental health. *The Lancet, 389*, 1670. [http://dx.doi.org/10.1016/S0140-6736\(17\)31140-6](http://dx.doi.org/10.1016/S0140-6736(17)31140-6)

Received October 15, 2019

Revision received March 20, 2020

Accepted March 24, 2020 ■